

Trench Heating

Katherm QK

Tested acc. to:
BS EN 16430

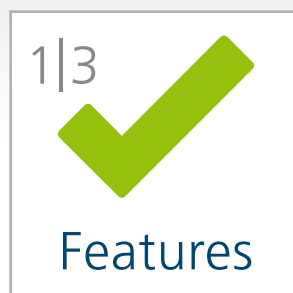
KAMPMAN
Genau mein Klima.

The ace up your sleeve


New EC technology is a revolution in electronic drive technology. High output, yet whisper quiet, even with low water temperatures.

Various dimensions

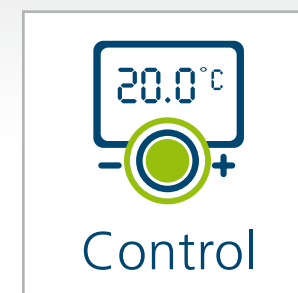
Design can be this easy! Especially if you can choose from different models, as is the case with the QK standard range.




Features



Details



Control



Data



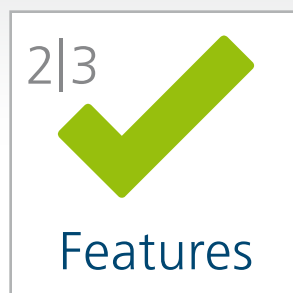

Grilles

Tailor-made


Your customer gets the thing you appreciate about Kampmann: individual made-to-fit trenches for all façades. Regardless of whether you need mitred corners, curved trenches, column cutouts etc.

With a matching frame

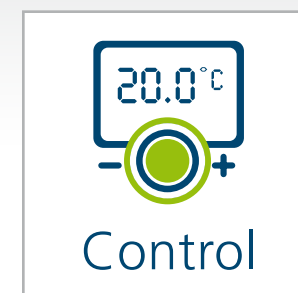
The matching frame for every grille finish – all possible for the Katherm QK. The icing on the cake for a perfect look.




Features



Details



Control



Data




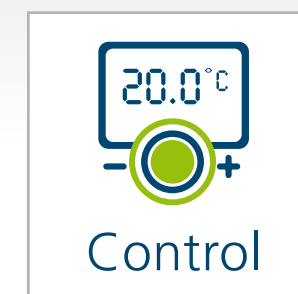

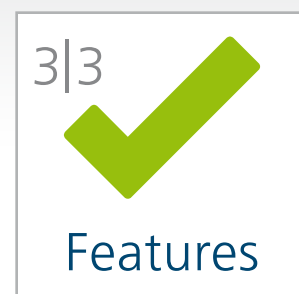

Grilles

Easy installation

Work on site is far easier with the Eurokonus valve connection. Other standard features, such as height adjustment feet and load-bearing raised floor brackets, reduce installation time and thus also costs.

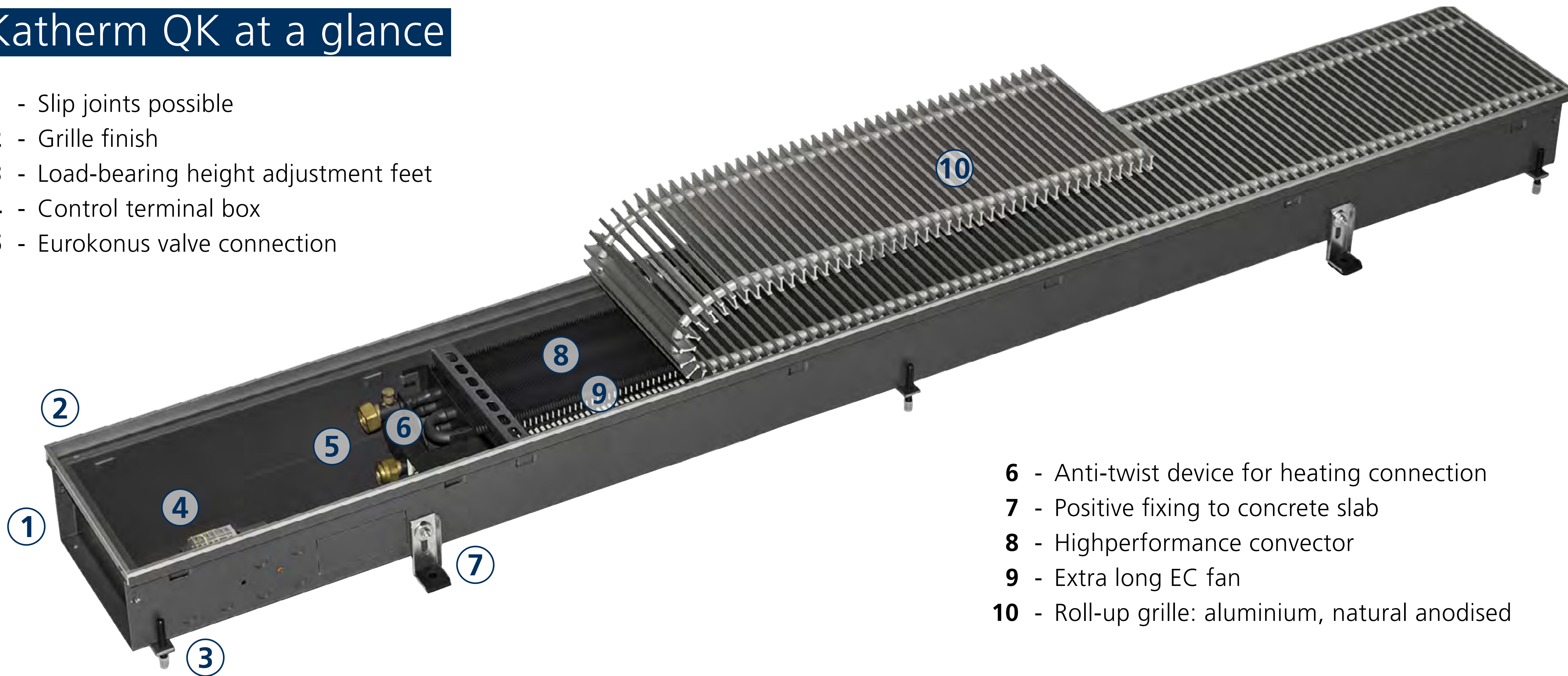
Design reliably

Design our standard trenches with short delivery times. You can also rely on our support for your individual project to find the respective solution.

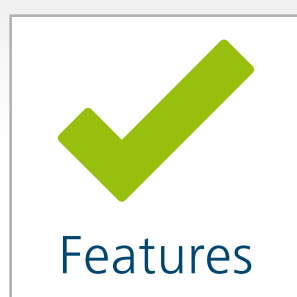


Katherm QK at a glance

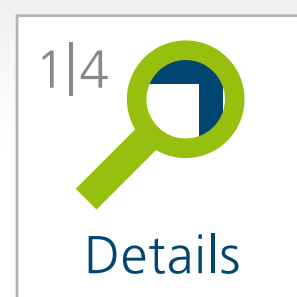
- 1 - Slip joints possible
- 2 - Grille finish
- 3 - Load-bearing height adjustment feet
- 4 - Control terminal box
- 5 - Eurokonus valve connection



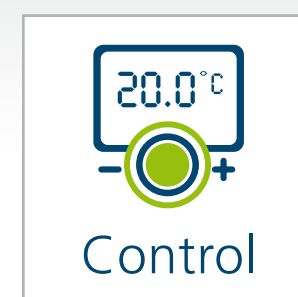
- 6 - Anti-twist device for heating connection
- 7 - Positive fixing to concrete slab
- 8 - Highperformance convectors
- 9 - Extra long EC fan
- 10 - Roll-up grille: aluminium, natural anodised




Features



Details



Control



Data



Grilles

Slip joints possible

- ▶ to allow continuous grille appearance

Coloured frame

- ▶ to match grille finish

Load-bearing height adjustment feet

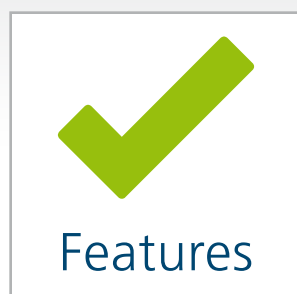
- ▶ for stable installation within screeded and raised floors
- ▶ standard

Cover plate

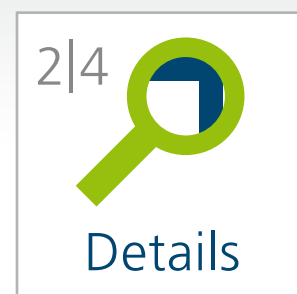
- ▶ as visual cover and protection against dirt ingress

Positive fixing to concrete slab

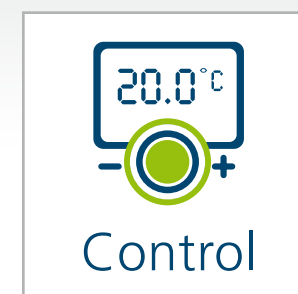
- ▶ for stable installation within screeded and raised floors




Features



Details



Control



Data



Grilles

Control terminal box

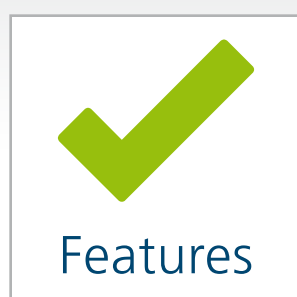
- ▶ with BMS-Interface
- ▶ for an easy and safe electrical connection
- ▶ saves installation time
- ▶ included in standard
- ▶ electrical connections: 1 x BMS and 1 x 230 V supply connection per unit up to 3200 mm long

Eurokonus valve connection

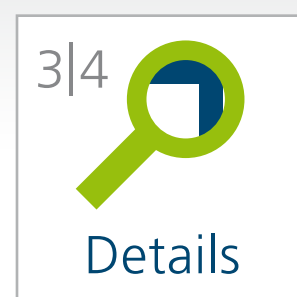
- ▶ for easy connections
- ▶ saves installation time
- ▶ NPT adaptors available on request

Anti-twist device for heating connection

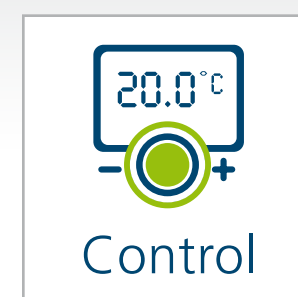
- ▶ prevents damage to the convector when screwing in the valves
- ▶ optional valves (accessories)




Features



Details



Control



Data



Grilles


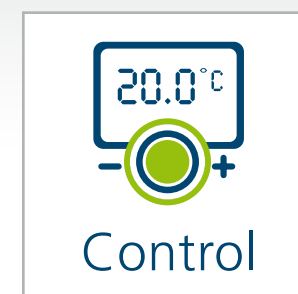
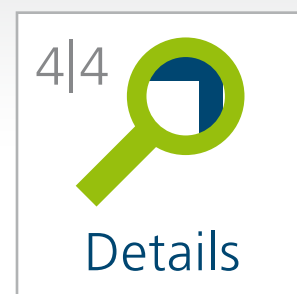
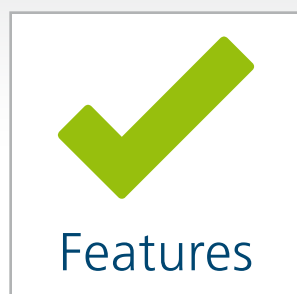
High-performance convector

- ▶ a proven combination of copper/aluminium
- ▶ optimised for airflow and heat transfer
- ▶ coated graphite-grey



Extra long EC fan

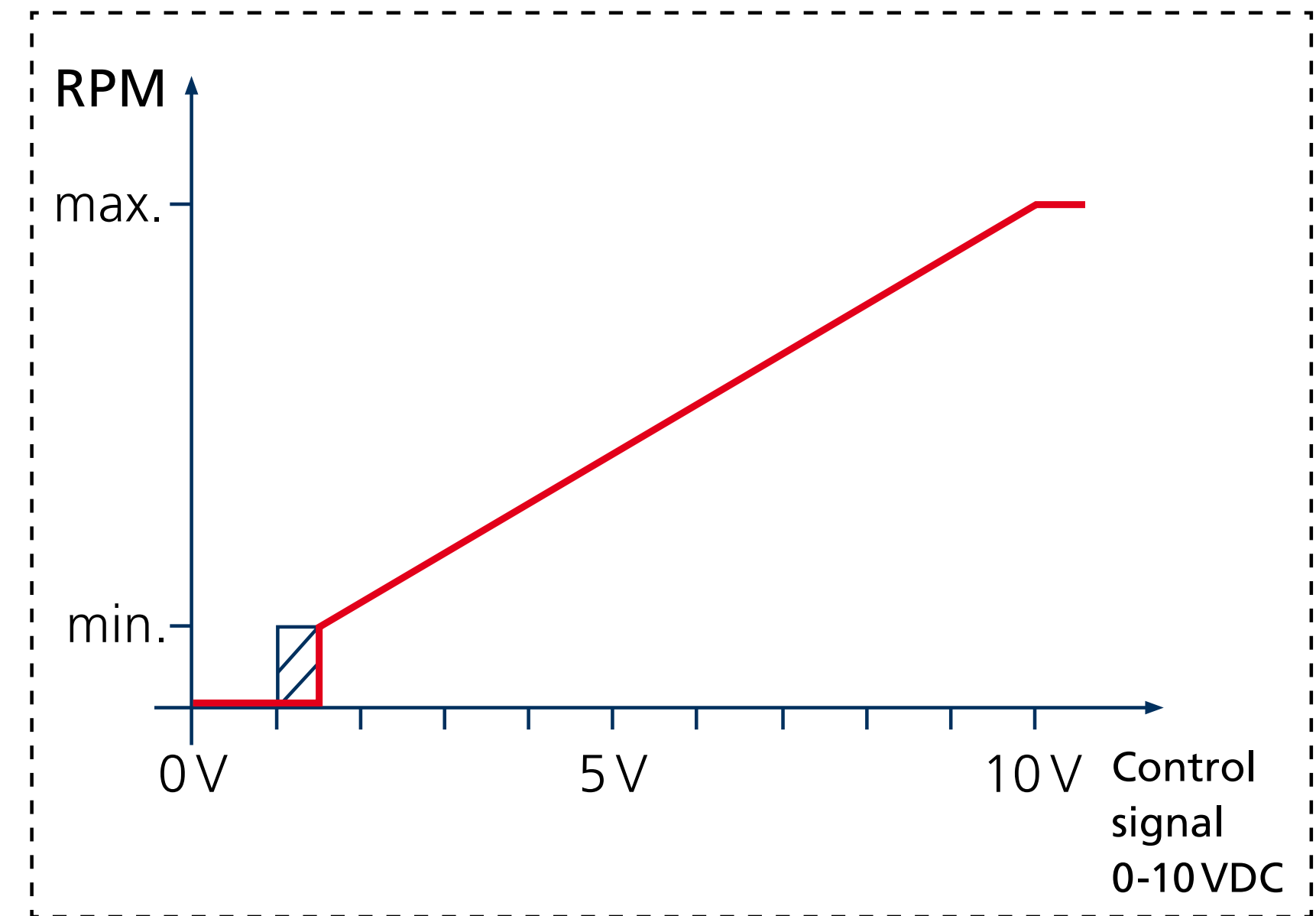
- ▶ for uniform convector airflow
- ▶ resulting in high heat outputs at low sound emissions



Control options

KaControl room automation

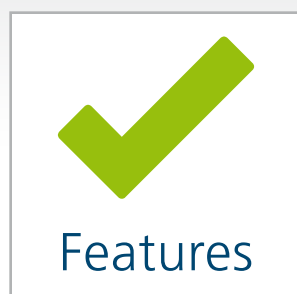
- ▶ KaControl technology factory-integrated for setting up entire networked systems based on the KaControl
- ▶ interfaces for KNX or Modbus building automation as an optional plug-in group
- ▶ 0–10 V analogue input for control of fan and valve via a single data point
- ▶ design room control unit with intuitive user navigation
- ▶ integrated timer program




0 – 1.5 V = device OFF
1.5 – 10 V = fan speed min... 100 %

BMS-Interface/electromechanical (-00)

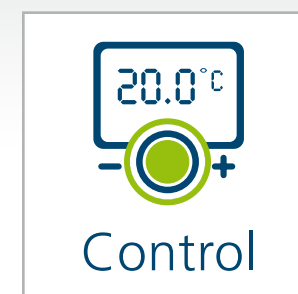
- ▶ power supply: 230 V/50 Hz via factory fitted transformer
- ▶ fan speed control 0–100 % via 0–10 VDC BMS contact
- ▶ valve control, direct by BMS




Features



Details



Control



Data

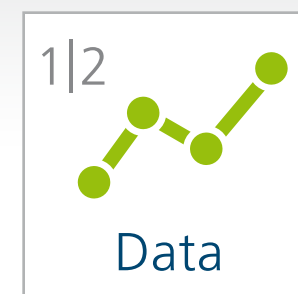
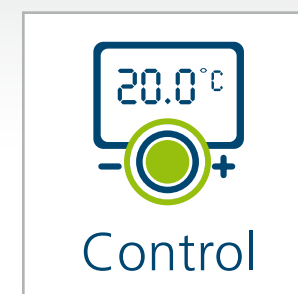

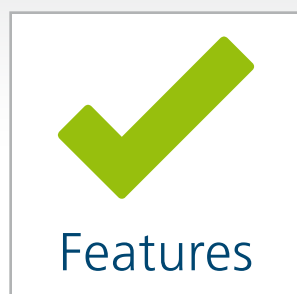


Grilles

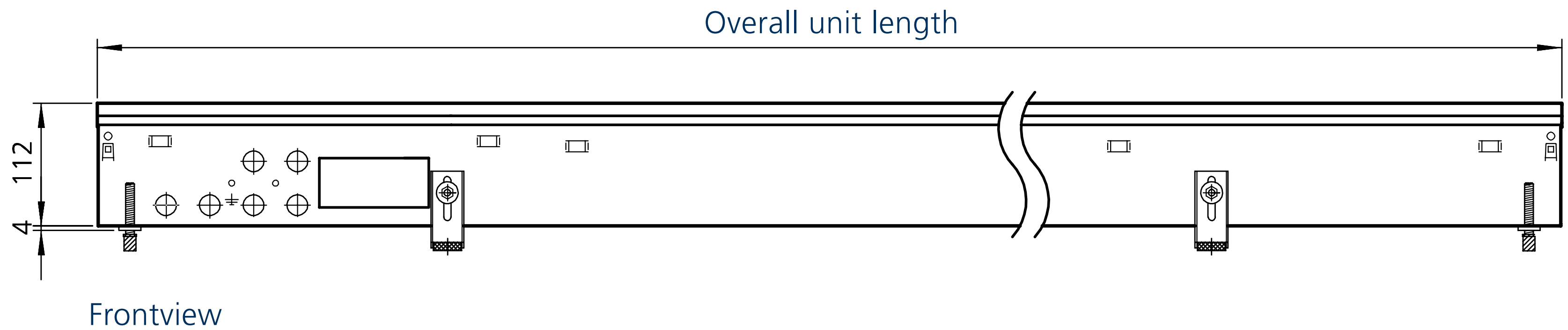
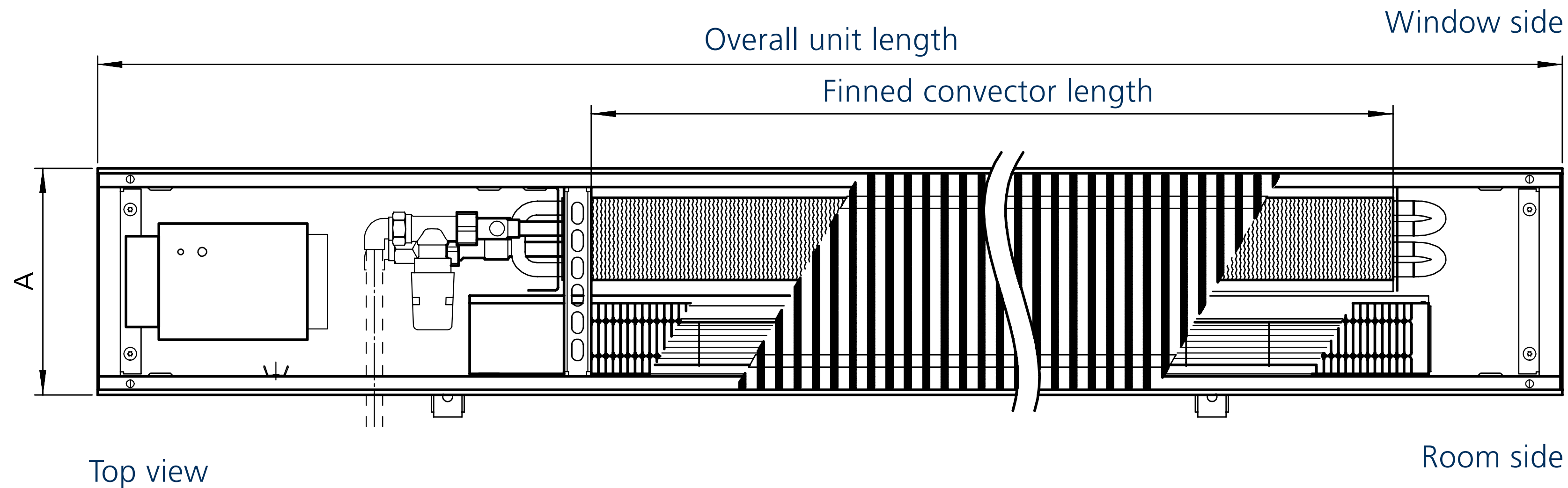
Performance data according to BS EN 16430

Model	Heat output ¹⁾				Sound pressure level	Sound power level
	LPHW 82/71 °C	LPHW 75/65 °C	LPHW 55/45 °C	LPHW 45/35 °C		
	[W]	[W]	[W]	[W]	[dB(A)]	[dB(A)]
Katherm QK 182	537 – 3364	455 – 2851	267 – 1676	175 – 1099	28 – 36	36 – 44
Katherm QK 207	930 – 5827	788 – 4938	473 – 2963	315 – 1975	28 – 36	36 – 44
Katherm QK 232	1126 – 7059	954 – 5982	553 – 3463	358 – 2244	28 – 36	36 – 44

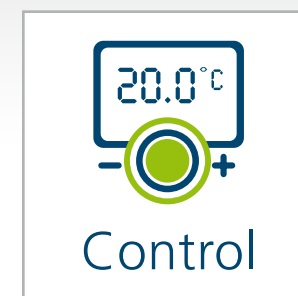

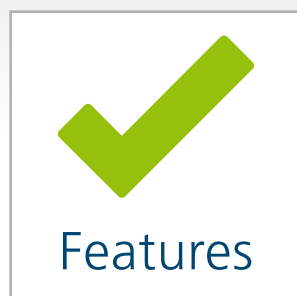
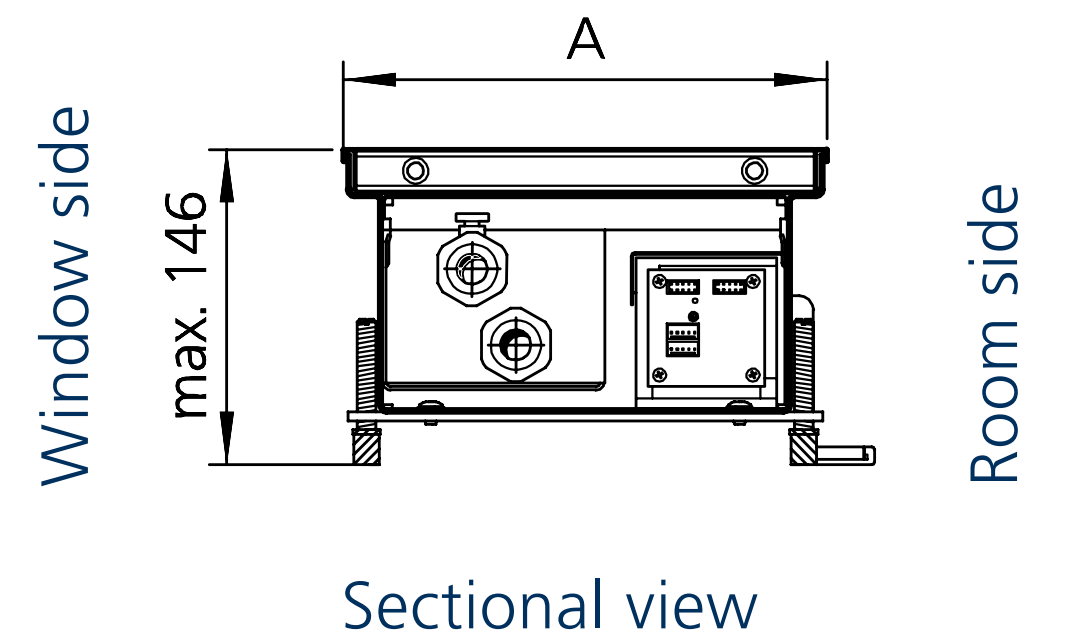
¹⁾ with unit lengths of 1000 mm to 3200 mm, room air temperature 20 °C, at 100 % fan speed









Dimensions



Size	Unit width A [mm]	Unit height [mm]	Unit length [mm]
QK 182	182	112 (+4)	1000 - 3200
QK 207	207	112 (+4)	1000 - 3200
QK 232	232	112 (+4)	1000 - 3200



Choice of grilles



- 1 Aluminium, natural anodised
- 2 Aluminium, brass anodised
- 3 Aluminium, bronze anodised
- 4 Aluminium, bronze finish
- 5 Aluminium, black anodised
- 6 Aluminium, basalt grey painted DB 703
- 7 Stainless steel
- 8 Stainless steel, polished
- 9 Brass, natural

Aluminium roll-up grille, natural anodised:

- ▶ double T-profile roll-up grille
- ▶ bar dimension 18 x 5 mm (stainless steel 18 x 6 mm)
- ▶ bar spacing 9 mm (stainless steel 10.5 mm)
- ▶ connections made of corrosion-proof steel springs with spacers in a matching colour
- ▶ 65 % free area



Features




Details



Control



Data



Grilles

Benefits for you!

Kampmann offers you the following service benefits:

- ▶ on-site consultation
- ▶ design support
- ▶ site-surveys
- ▶ personal training
- ▶ After Sales Service

Find your contact person here:

[Kampmann.co.uk/contact](https://www.kampmann.co.uk/contact)

